

Hawaii Department of Education #808Reads Student Quick Start Guide

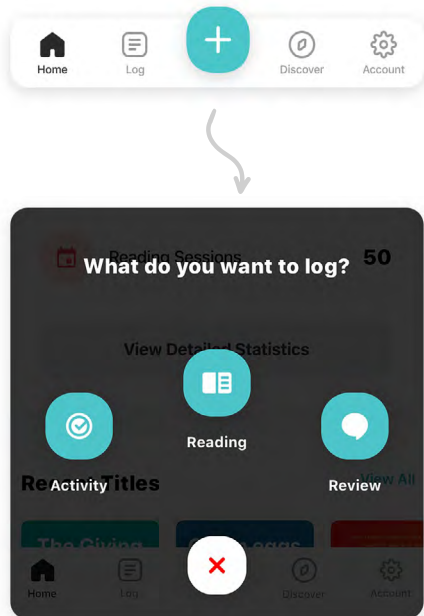
In the App

Download the
Beanstack app!



First

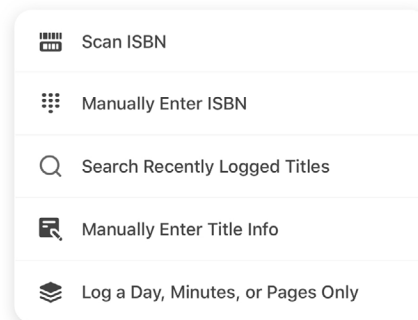
Click the + in the tab bar



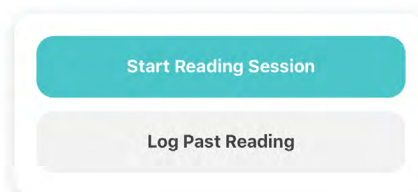
Then

Log Reading

Click "Reading" and choose a way to enter your book title (Pro tip: scanning the ISBN is the easiest and most fun!)

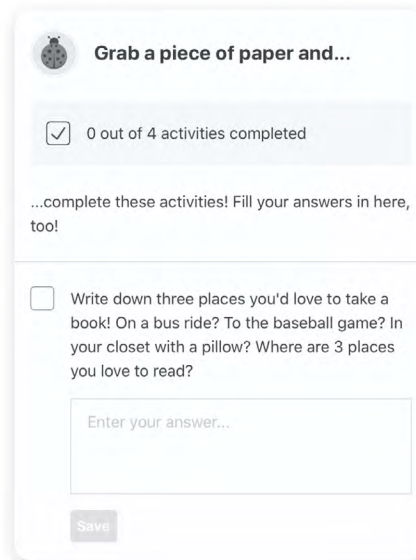


Click "Start Reading Session" to start the timer or "Log Past Reading" to enter the date, minutes read, and other details manually. Click "Finish".



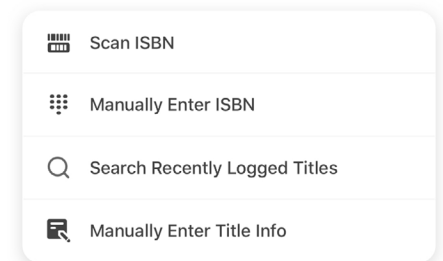
Log an Activity

Click "Activity", choose an activity badge and then an activity. Follow the instructions on the activity to complete it!



Write a Review

Click "Review" and select a way to enter the book title



Enter your review and click "Post"

